




家長註冊及關聯子女流程

(適用於「GRWTH AI」APP)



www.grwth.hk/app

馬上下載 GRWTH AI 應用程式！

請註冊您的帳戶



輸入及驗證您的
手提電話號碼
(支援香港、中國、澳門
及台灣電話號碼)



設定您的登入
密碼(輸入兩次)



選擇您希望查看
相關資訊的區域




輸入您的名字
及點選關聯子女



關聯子女輸
入學生資料
或直接確認資料



請閱讀及同意
使用條款及細則



如無法透過以上步驟登入，請透過 Email 或網上支援中心將以下資料發送給我們：

- 1) 子女就讀學校
- 2) 子女姓名，班別，學號
- 3) 家長的手提電話號碼



cs@grwth.hk




<https://grwth.crunch.help>

GRWTH

Registration and Linkage Guideline

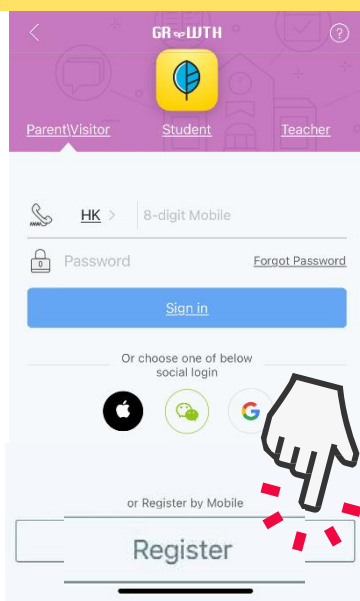
(Applicable for 'GRWTH AI' APP)



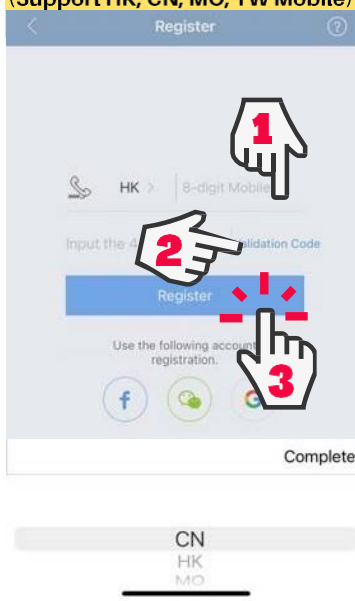
www.grwth.hk/app

Download the 'GRWTH AI' App Now!

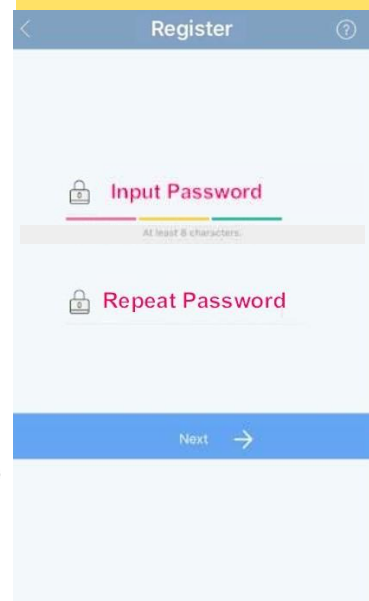
Register your account



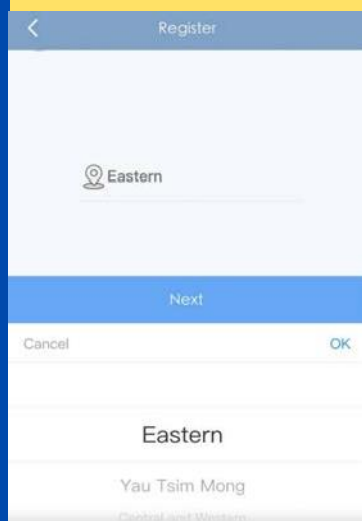
Entry and verify your mobile number by SMS (Support HK, CN, MO, TW Mobile)



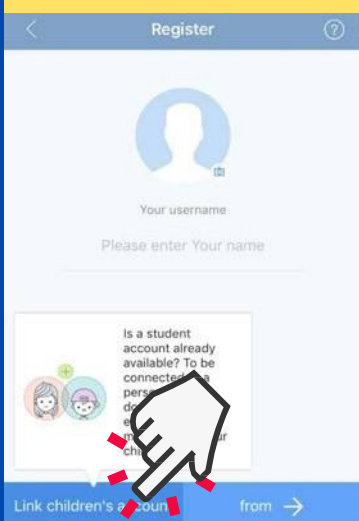
Set up login Password (enter twice)



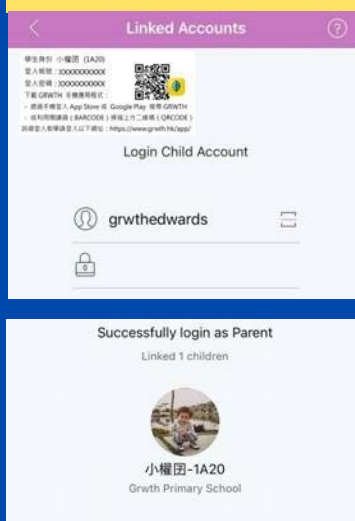
Select district for more Information



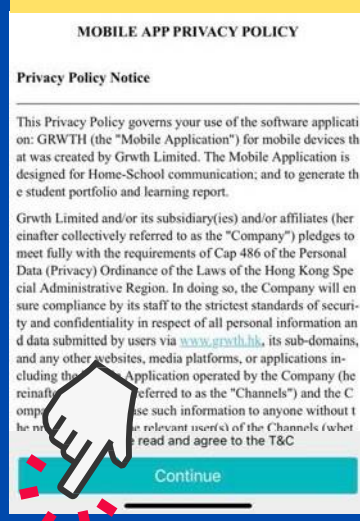
Please Enter your name & Press Link Child



Fill in Student Information and confirm details



Please read and confirm the Terms & Conditions



If Parents encounter any problem on registration, please send us the following info by Email or Helpdesk

- 1) School Name
- 2) Student Name, class and class number
- 3) Parent mobile number

